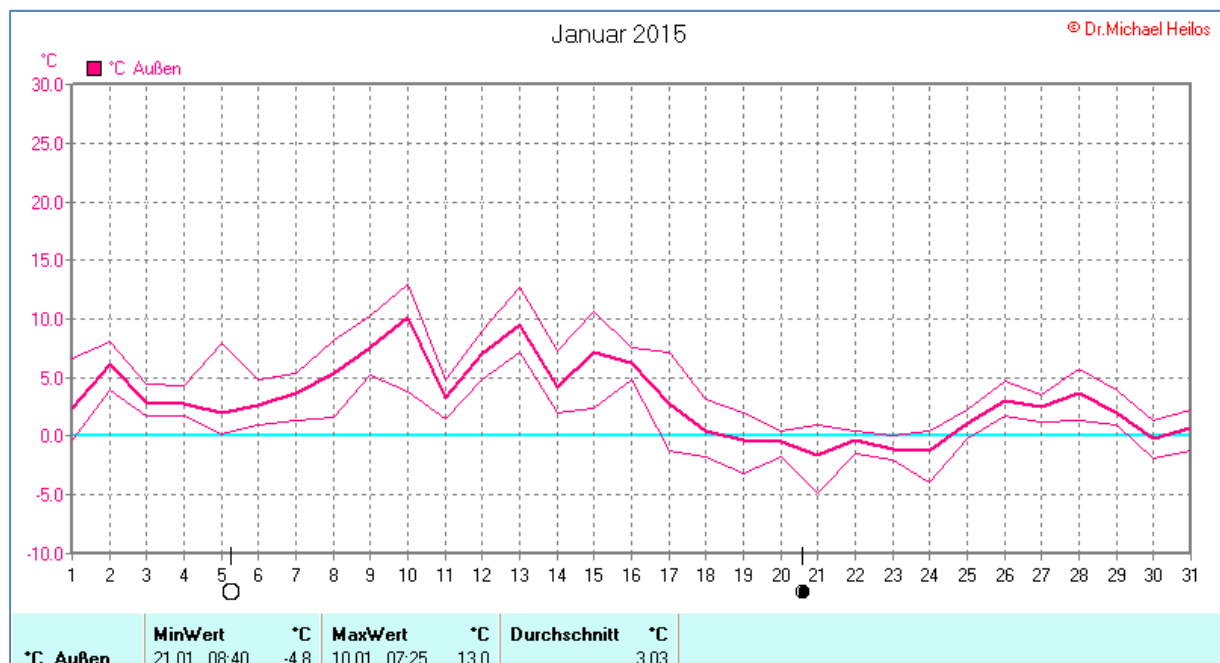
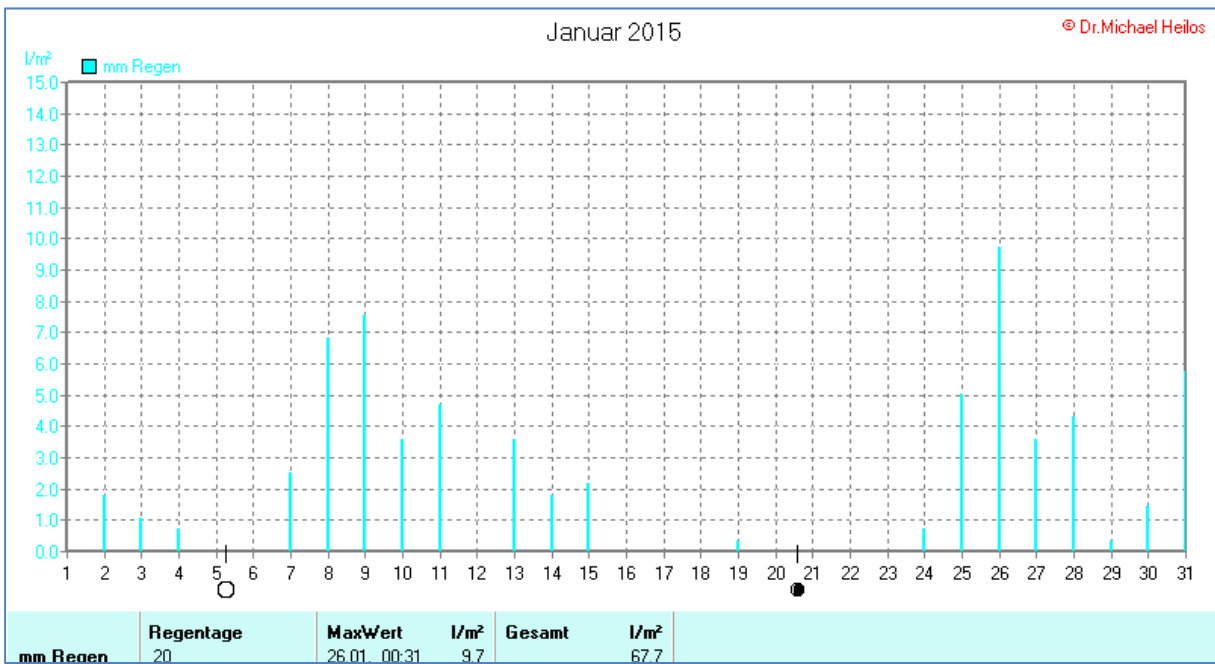
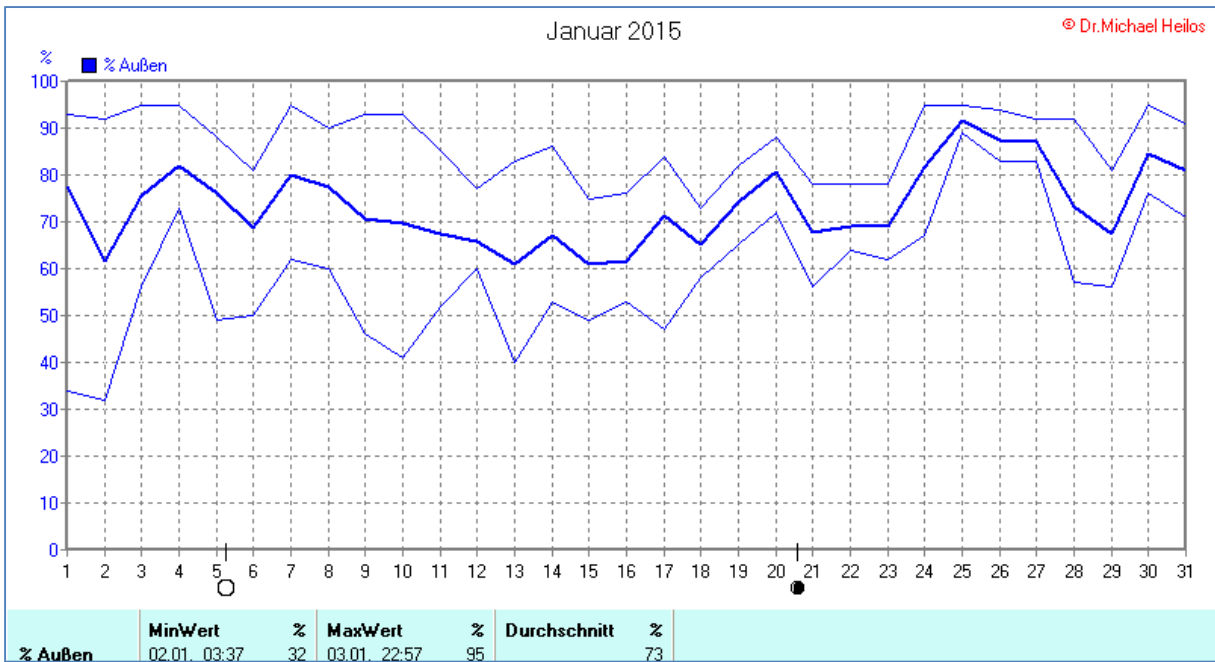
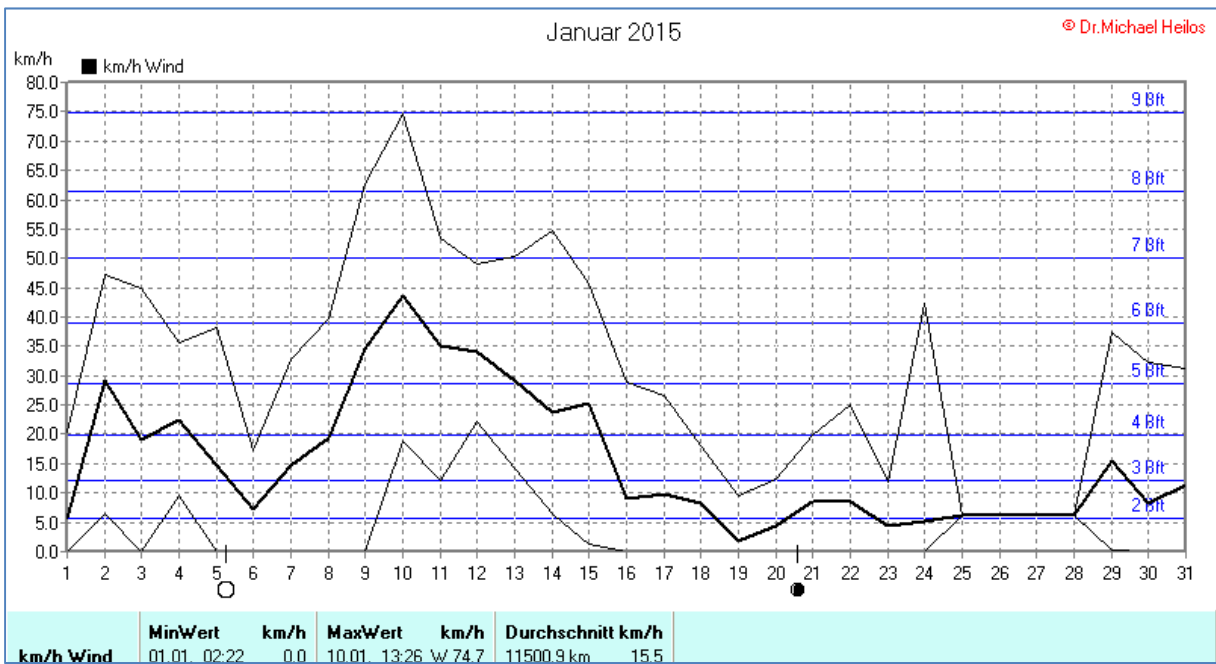
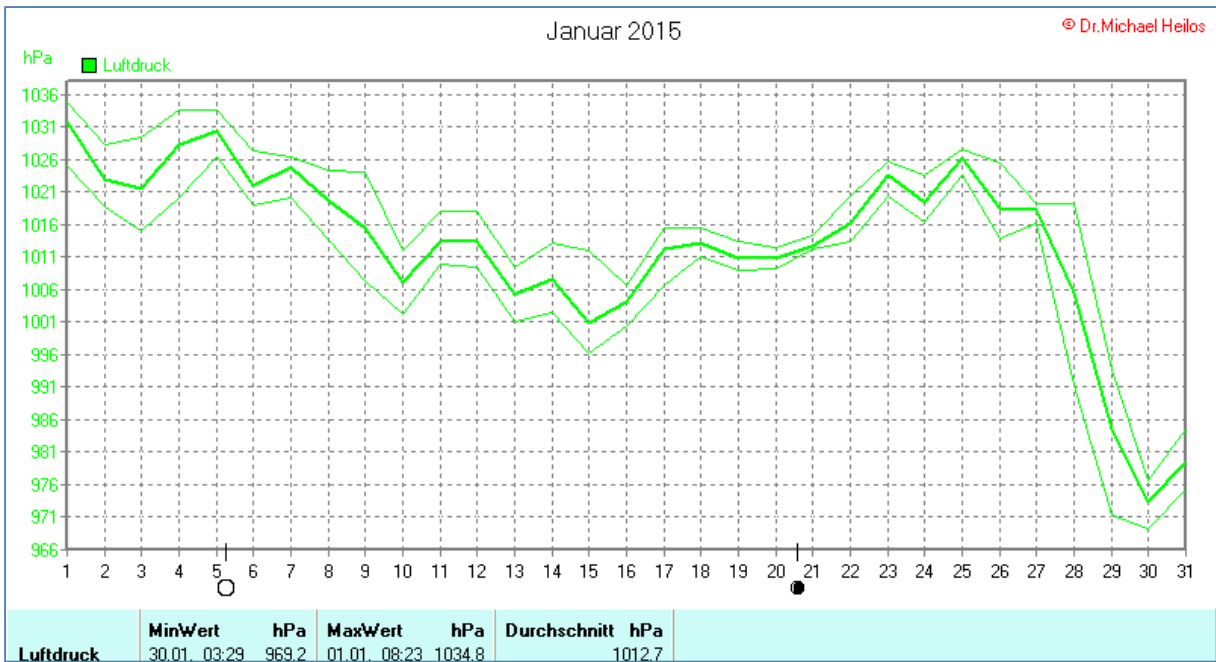


Wettertabelle und Grafiken Januar 2015 Station Borchten

<u>Wetterdaten Januar 2015 Station Borchten</u>							
© Dr.Michael Heilos							
Meßgröße	Minimum	Zeit	Datum	Maximum	Zeit	Datum	Durchschnitt
Temperatur	-4,8 °C	08:40	21.01.2015	13,0 °C	07:25	10.01.2015	3,0 °C
Luftfeuchte	32 %	03:37	02.01.2015	95 %	22:57	03.01.2015	73 %
Luftdruck	969,2 hPa	03:29	30.01.2015	1034,8 hPa	08:23	01.01.2015	1012,7 hPa
Wind km/h				74,7 km/h	13:26	10.01.2015	15,5 km/h
Wind °				W	13:26	10.01.2015	W
Regen l/m ²				9,7 l/m ²	00:31	26.01.2015	#67,680 l/m ²
Evapotransp.							#17,228 l/m ²
Sonne h				21 min.	15:48	04.01.2015	#21 min.

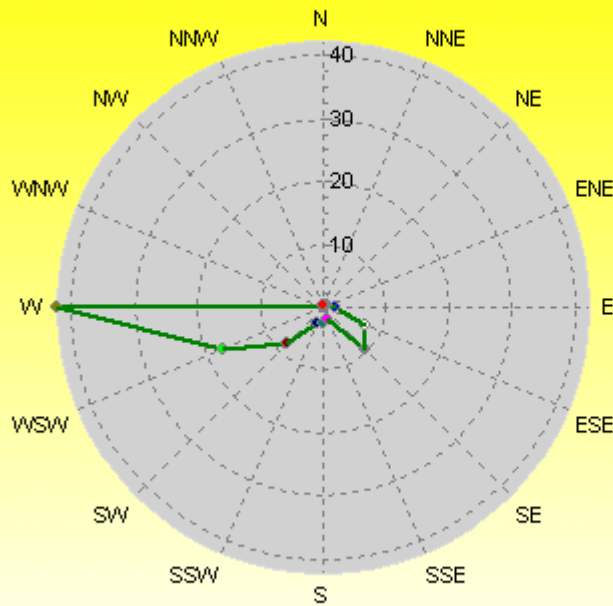






Verteilung Windrichtung Januar 2015

Borchen, Kreis Paderborn



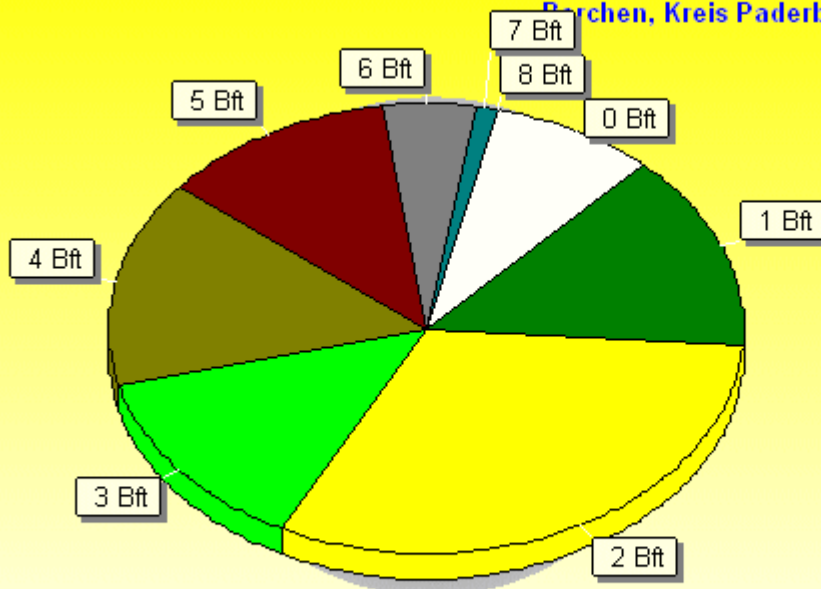
Direction	%
N	0,56
N-NW	0,76
NW	0,39
W-NW	0,53
W	42,08
W-SW	17,26
SW	8,29
S-SW	3,04
S	2,79
S-SO	2,37
SO	9,58
O-SO	7,66
O	2,25
O-NO	0,94
NO	0,94
N-NO	0,57

8183 / 743 Werte -> 8.3% Windstille - Ø 15,5km/h - Max. 74,7km/h - 11500.9 km

© WzWin32 - © Dr.Michael Heilos - Borchen

Verteilung Windstärke Januar 2015

Borchen, Kreis Paderborn



Wind Strength (Bft)	%
8 Bft	0,12
7 Bft	1,04
6 Bft	4,78
5 Bft	11,91
4 Bft	14,83
3 Bft	13,29
2 Bft	31,51
1 Bft	14,18
0 Bft	8,32

8926 Werte - Ø 15,5km/h - Max. 74,7km/h - 11500.9 km

© WzWin32 - © Dr.Michael Heilos - Borchen

